


SLM-3ER-E

Digital Slit Lamp

Expert high slit lamp microscope, optical resolution $\geq 2300 \cdot N$ line/mm, with 24.1 megapixels digital camera



Product

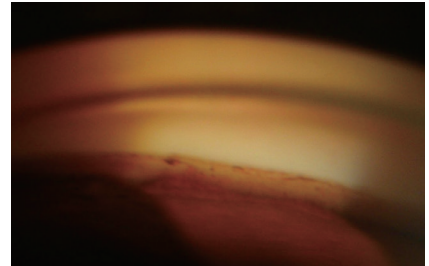
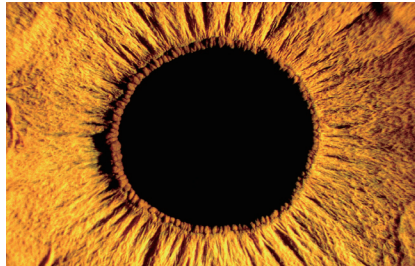
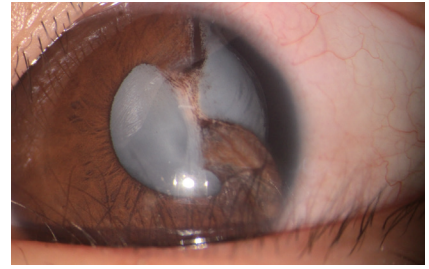
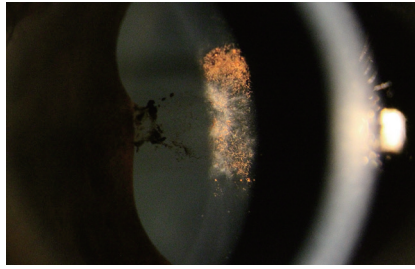
Features

With International Advanced Optical Performance,
Practical Function And Easy Operate Digital Shooting Ability.
Adopt Eyepiece Focal Length Synchronous Calibration System,
Observation And Imaging Perfect Combination.

www.kanghuaa.com
kanghua@kanghuaa.com

SLM-3ER-E

Digital Slit Lamp



Product

Features

It can obtain the cell level super-clear image, suitable for accurate clinical diagnosis, paper publication, clinical teaching, praised by professionals.

Patented product: multifunction adjustment device, which is not required to operate back and forth in each adjustment knob, which is more conducive to observation.(optional)



Technical Specification

Model: SLM-3ER-E

Microscope Type: Galileo Paralle

Image Capturing Way: Canon 1300D

Synchronous Flash Illumination Compensation System: Optional

Coaxial Background Light System: Yes

Magnification Change Way: Drum Five Magnifications

Eyepiece: 12.5x

Total Magnification: 6x10x16x25x 40x

Diopter Adjustment: -5D ~ +5D

Slit Illumination: Five Steps(Stepless Optional)